



# Net and WiFi Speed Test

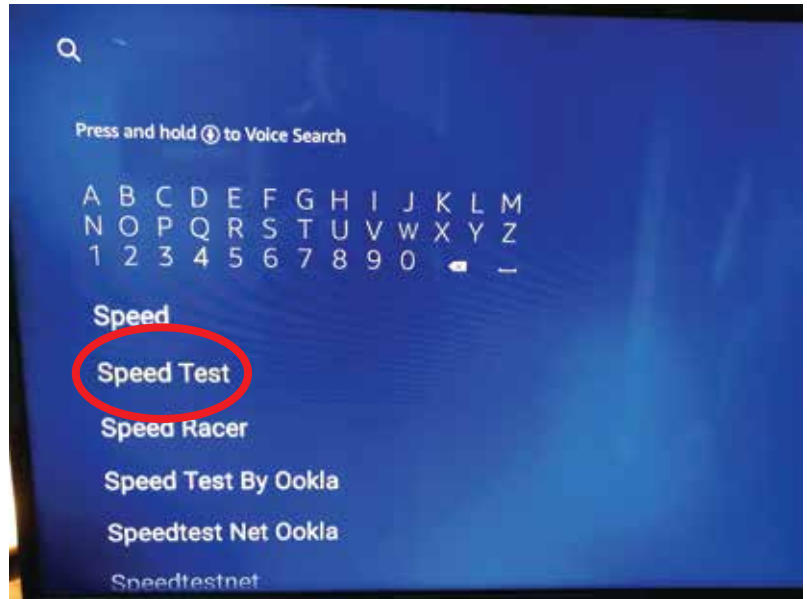
Running 7UPTV on a fire TV stick or mobile device depends greatly on your Internet speed and WiFi connection. You can easily check your Net and WiFi speed by using this simple "Speed Test".

Turn on your Fire TV Stick and click on **Search Icon** on top left.




Type "**Speed**"  
The "**Speed Test**" option will Appear

Click on "**Speed Test**"



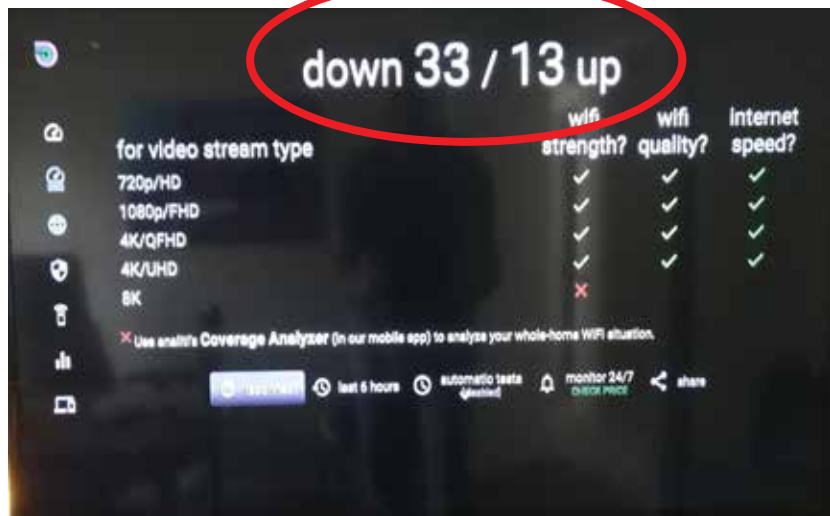
Find and Click on "**analiti Speed Test**" app and download.



The app will automatically check your upload / download WiFi and Net speed and show on top of screen.

Your 7UPTV will run perfectly with minimum download speed of 25 mbs

**NOTE:** Most Internet providers will offer a minimum of 50 mbs speed. If you're not averaging 50 mbs net speed, you should contact your Internet provider and alert them to fix the issue.



You can always visit our NUmedia support page for the latest updates:  
<https://7uptv.com/support>

Please feel free to contact us anytime with any issues at:  
7UPTV Global Media Inc  
Support Team (Text & Phone: (808) 333-3706  
Email: support@7uptv.com  
Live Chat: www.7uptv.com (Bottom right of screen)